



LICEU FRANCO-BRASILEIRO DE SÃO PAULO
LYCÉE PASTEUR

PROFESSORA:

S.P. / / 2020

Matéria:

ALUNO(A):

Nota:

Valor:

ass. Prof.

Le corps humain

Salut, les enfants!!!

Cette semaine nous allons apprendre sur "Le corps Humain". C'est parti!!!

Activité 1 – LUNDI


Regardez les vidéos sur le corps pour apprendre le vocabulaire. Écoutez et réétez les mots. Après regardez les vidéos, écrivez les parties du corps dans le dessin.

(Assista aos vídeos dos links para aprender o vocabulário. Escute e repita as palavras. Depois, escreva as partes do corpo no desenho)

<https://www.youtube.com/watch?v=cfHTCX-VwN0> /

<https://www.youtube.com/watch?v=YEkhfFWIIMl>

<https://www.youtube.com/watch?v=bChrAwLzoSo>



**YEUX → JAMBE → OREILLE → CHEVEUX → DOIGT → PIEDS → BRAS → COU →
MAINS → BOUCHE → TÊTE → NEZ → JOUE**



LICEU FRANCO-BRASILEIRO DE SÃO PAULO
LYCÉE PASTEUR

PROFESSORA:

S.P. / / 2020

Matéria:

ALUNO(A):

Nota:

Valor:

ass. Prof.

Activité 2 – Mardi

Jeu aux des. Lancez le de, avec un camarade, pour dire la partie du corps.

(A criança, junto com um colega, lança o dado e anda pelas casinhas conforme o número que sorteceu. O intuito do jogo é falar a parte do corpo de cor)

DÉPART								
ARRIVÉE								



LICEU FRANCO-BRASILEIRO DE SÃO PAULO
LYCÉE PASTEUR

PROFESSORA:

S.P. / / 2020

Matéria:

ALUNO(A):

Nota:

Valor:

ass. Prof.

Activité 3 – Mercredi

Jeu en ligne pour s'amuser. Cliquez sur la partie du corps demandés.

Neste jogo, a criança deverá acessar o link e clicar nas partes do corpo que forem pedidas.

Boa diversão!!!

<https://lululataupe.com/2-4-ans/jeux-educatifs/353-imagier-coprs-humain>



Nota:
Valor:
ass. Prof.

PROFESSORA:

S.P. / / 2020







Matéria:

ALUNO(A):

Activité 4 – Jeudi

Jeu de mémoire. Découpez les cartes pour jouer. Il faut associer les images aux mots.

(Recorte as cartas para jogar o jogo da memória. É preciso associar as imagens às palavras)

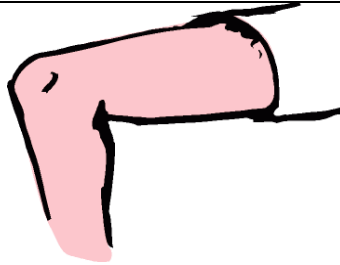
	OEIL	
NEZ		JAMBE
	CHEVEUX	
OREILLE		BOUCHE




PIED



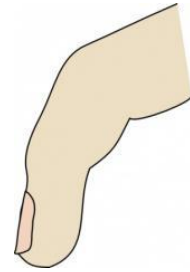
COU




GENOU



BRAS




DOIGT



MAIN



DENT



TÊTE



VENTRE



PROFESSORA:

S.P. / / 2020

Matéria:

ALUNO(A):

Nota:


Valor:

ass. Prof.

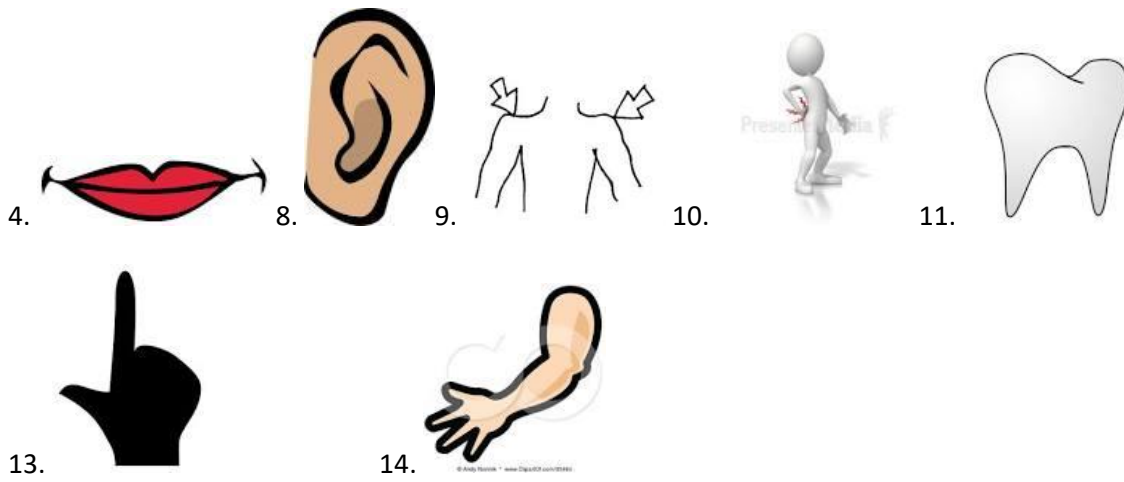
Activité 5 - Vendredi

Regarde les images et remplis la grille des mots croisés

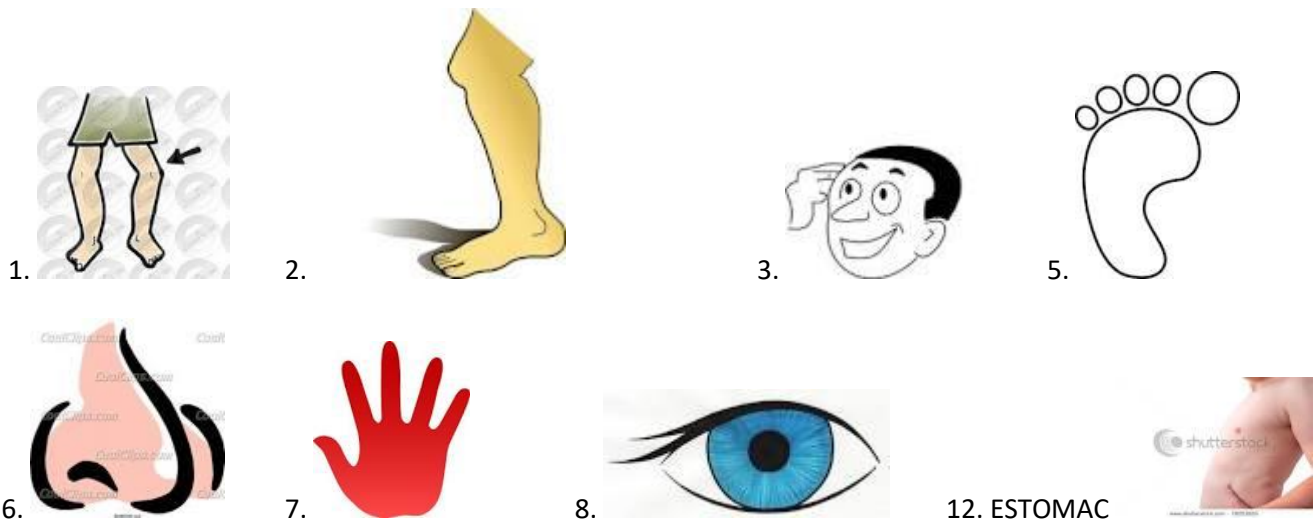
(Olhe as imagens e preencha a cruzadinha)




Horizontalement:



Verticalement:



Correction



**YEUX → JAMBE → OREILLE → CHEVEUX → DOIGT → PIEDS → BRAS → COU
 → MAINS → BOUCHE → TÊTE → NEZ → JOUE**

CORRECTION

